

Court of Claims of Ohio

Ohio Victims of Crime Annual Report

Reparations Awards to Victims of Crime



**Fiscal Year 1999
July 1, 1998 - June 30, 1999**

Court of Claims of Ohio

CAPITOL SQUARE OFFICE BUILDING
65 EAST STATE STREET, SUITE 1100
COLUMBUS, OHIO 43215

CIVIL DIVISION
(614) 466-7190

VICTIMS DIVISION
(614) 466-6480

Honorable Robert A. Taft II
Governor of Ohio

Honorable Richard H. Finan
President of the Ohio Senate

Honorable Jo Ann Davidson
Speaker of the Ohio House of Representatives

We are pleased to submit to you the Ohio Victims of Crime Annual Report for Fiscal Year 1999.

We have included in this report the list of activities of the Court of Claims Commissioners as required by Ohio law. During the reporting period, the Court made a determination in 5,982 claims.

The Court of Claims has awarded in excess of \$180 million to more than 60,000 victims of violent crime since the Victims of Crime Act was passed by the General Assembly in 1976. The Court is proud of its outstanding national and statewide reputation, and we will continue to pursue our goal of serving all victims of crime.

Respectfully submitted,



Miles C. Durfey, Clerk
Court of Claims of Ohio

Table of Contents

JUDGES	1
COMMISSIONERS AND ADMINISTRATORS	2
REPARATIONS FUND DATA	
Expenditures	3
Claims and Awards	4
Sources of Funds	5
Court Cost Deposits by Court Type and County	6-8
FILING STATISTICS	
Number of Claimants Filing Claims by County of Residence	9
Filings by Sex and Age	10
CHRONOLOGICAL LIST OF DETERMINATION OF AWARDS	11

Judges

Judge J. Warren Bettis

Columbiana County Court of Common Pleas (retired)

Judge Everett Burton

Scioto County Court of Common Pleas (retired)

Judge Russell Leach

Franklin County Municipal Court (retired)

Judge Fred J. Shoemaker

Franklin County Court of Common Pleas (retired)

Judge Dean Strausbaugh

Tenth District Court of Appeals (retired)

Commissioners and Administrators

Commissioners

Commissioner Robert B. Belz
Franklin County

Commissioner James H. Hewitt III
Cuyahoga County

Commissioner Steven A. Larson
Franklin County

Commissioner Leo P. Morley
Mahoning County

Commissioner Phillip E. Parisi
Cuyahoga County

Commissioner Karl H. Schneider
Franklin County

Commissioner Asher W. Sweeney
Hamilton County

Commissioner Dale A. Thompson
Richland County

Commissioner Clark B. Weaver, Sr.
Cuyahoga County

Administrators

Miles C. Durfey
Clerk

Robert B. Belz
Deputy Clerk

Daniel R. Borchert
Deputy Clerk

Expenditures and Ending Balances

REPARATIONS FUND					
	FY 1995	FY 1996	FY 1997	FY 1998	FY 1999
I. BALANCE OF REPARATIONS FUND					
A. beginning balance	5,286,233.98	8,619,274.00	14,812,286.42	22,793,727.70	28,115,372.94
B. deposits	24,602,104.70	25,367,263.93	26,189,554.97	26,058,160.08	25,276,207.35
TOTAL AVAILABLE	29,888,338.68	33,986,537.93	41,001,841.39	48,851,887.78	53,391,580.29
II. BREAKDOWN OF EXPENDITURES					
A. Court of Claims					
1. administrative costs	808,164.83	736,372.49	740,460.42	837,399.94	872,566.07
2. compensation of judges	16,257.91	15,010.97	23,772.97	13,594.62	12,769.91
3. salaries of commissioners	275,620.90	261,689.01	264,290.16	277,540.53	318,332.89
4. compensation of court personnel	1,652,132.49	1,807,976.80	1,845,898.25	2,175,274.57	2,291,869.65
B. Attorney General					
1. administrative costs	3,157,317.46	3,455,834.11	3,172,758.58	3,609,455.01	3,692,821.01
2. cash transfers (R.C. 109.92)	1,805,989.00	1,865,734.00	1,934,599.00	1,987,983.00	2,042,842.00
C. Awards					
1. reparations to claimants	12,424,164.84	10,018,220.16	8,780,571.86	10,776,498.24	11,306,305.01
2. reimbursements for attorney fees	1,129,417.25	1,013,413.97	1,445,762.45	1,058,768.93	961,124.38
TOTAL EXPENDED	21,269,064.68	19,174,251.51	18,208,113.69	20,736,514.84	21,498,630.92
III. ENDING BALANCE	8,619,274.00	14,812,286.42	22,793,727.70	28,115,372.94	31,892,949.37

Claims and Awards

Number of Claims Filed				
	1996	1997	1998	1999
I. Number of Claims Filed				
A. original Filings	5,124	4,934	4,248	4,775
B. supplementals	613	492	521	539
Total filings	5,737	5,426	4,769	5,314
II. Statistical summary of				
claims and awards				
A. number of claims				
determined	6,361	5,512	7,405	5,982
1. number awarded	3,851	3,090	4,740	3,985
2. number denied	2,510	2,422	2,665	1,997
B. average size of				
award	\$2,601.46	\$2,841.61	\$2,273.52	\$2,837.22
C. Total of awards	\$10,018,220.16	\$8,780,571.86	\$10,776,498.24	\$11,306,305.01

Sources of Funds

Revenue Category	FY 1999
Court Costs	18,923,832.48
Reinstatement of driver's licenses	3,355,644.45
Federal grant	2,720,500.04
Collections from the Dept. of Rehabilitation and Corrections	16,897.11
Collections through subrogation	179,421.18
Refunds	62,341.48
Filing fees	16,543.11
Gifts	106.70
Photocopying fees	920.80
Miscellaneous revenue	0.00
TOTAL	25,276,207.35

Court Cost Deposits by Court Type and County

COUNTY NAME	MAYORS	APPEALS	MUNICIPAL	COUNTY	JUVENILE	COMMON	PROBATE	FAMILY	UNKNOWN	TOTAL
ADAMS	11,898.00	0.00	0.00	27,867.00	936.00	2,120.00	1,292.08	0.00	0.00	44,113.08
ALLEN	9,079.00	0.00	134,673.83	0.00	9,445.00	6,167.00	0.00	0.00	0.00	159,364.83
ASHLAND	432.00	0.00	97,988.72	0.00	6,913.00	1,890.00	0.00	0.00	0.00	107,223.72
ASHTABULA	9,211.50	0.00	72,996.50	68,068.27	10,158.00	1,883.64	0.00	0.00	0.00	162,317.91
ATHENS	12,322.00	0.00	94,558.80	0.00	5,868.50	5,732.28	0.00	0.00	0.00	118,481.58
AUGLAIZE	4,869.00	0.00	65,727.28	0.00	4,875.55	2,786.00	0.00	0.00	0.00	78,257.83
BELMONT	23,323.00	0.00	0.00	108,080.00	6,413.50	1,583.00	0.00	0.00	0.00	139,399.50
BROWN	27,760.50	0.00	0.00	59,200.90	5,151.94	1,863.00	0.00	0.00	0.00	93,976.34
BUTLER	19,506.00	0.00	219,361.44	195,632.50	32,667.00	10,922.49	0.00	0.00	0.00	478,089.43
CARROLL	5,319.00	0.00	0.00	25,837.00	3,421.00	2,251.00	0.00	0.00	0.00	36,828.00
CHAMPAIGN	5,201.00	202.53	40,310.33	0.00	4,333.00	2,076.18	18.00	0.00	0.00	52,141.04
CLARK	12,177.00	0.00	136,135.00	0.00	17,335.56	10,884.23	0.00	0.00	0.00	176,531.79
CLERMONT	61,749.00	0.00	252,043.53	0.00	24,937.00	9,716.64	0.00	0.00	0.00	348,446.17
CLINTON	8,116.95	0.00	91,810.00	0.00	5,787.20	1,900.00	0.00	0.00	0.00	107,614.15
COLUMBIANA	31,487.00	0.00	27,423.00	87,185.55	12,597.29	4,392.00	0.00	0.00	0.00	163,084.84
COSHOCTON	0.00	0.00	35,555.00	0.00	1,908.00	2,526.00	324.00	0.00	0.00	40,313.00
CRAWFORD	4,267.00	0.00	91,892.50	0.00	5,515.65	2,816.00	0.00	0.00	0.00	104,491.15
CUYAHOGA	477,414.50	0.00	1,992,116.72	0.00	71,626.50	225,392.57	0.00	0.00	0.00	2,766,550.29
DARKE	27,244.73	0.00	0.00	44,699.57	6,506.50	2,342.28	0.00	0.00	0.00	80,793.08
DEFIANCE	3,730.00	0.00	73,617.26	0.00	4,477.76	4,585.81	2,311.09	0.00	0.00	88,721.92
DELAWARE	7,443.00	0.00	144,370.00	0.00	0.00	8,085.00	14,379.95	0.00	0.00	174,277.95
ERIE	7,542.00	0.00	129,308.60	81,241.00	9,668.21	2,000.00	0.00	0.00	0.00	229,759.81
FAIRFIELD	14,614.00	0.00	118,174.80	0.00	16,661.11	2,679.50	0.00	0.00	0.00	152,129.41
FAYETTE	0.00	0.00	61,189.00	0.00	0.00	2,781.00	5,832.18	0.00	0.00	69,802.18
FRANKLIN	287,807.50	0.00	976,270.20	0.00	10,390.00	61,819.00	0.00	30,381.00	0.00	1,366,667.70
FULTON	0.00	0.00	0.00	98,455.24	0.00	2,226.30	4,208.00	0.00	0.00	104,889.54
GALLIA	3,093.00	0.00	46,297.89	0.00	3,606.50	1,640.70	0.00	0.00	0.00	54,638.09

COUNTY NAME	MAYORS	APPEALS	MUNICIPAL	COUNTY	JUVENILE	COMMON	PROBATE	FAMILY	UNKNOWN	TOTAL
GEAUGA	0.00	249.79	116,839.27	0.00	10,460.49	2,076.62	0.00	0.00	0.00	129,626.17
GREENE	3,456.00	0.00	263,160.85	0.00	15,420.50	15,399.16	0.00	0.00	0.00	297,436.51
GUERNSEY	513.00	0.00	101,889.50	0.00	4,354.30	2,820.00	0.00	0.00	0.00	109,576.80
HAMILTON	368,352.20	0.00	1,114,461.00	0.00	71,394.64	69,753.68	0.00	0.00	0.00	1,623,961.52
HANCOCK	0.00	0.00	131,858.28	0.00	11,147.50	2,433.00	0.00	0.00	0.00	145,438.78
HARDIN	1,431.00	0.00	6,648.00	29,125.67	2,559.00	1,761.00	0.00	0.00	0.00	41,524.67
HARRISON	2,502.00	0.00	0.00	17,826.20	1,053.00	522.00	15.00	0.00	0.00	21,918.20
HENRY	0.00	0.00	38,193.95	0.00	2,308.30	1,319.40	0.00	0.00	0.00	41,821.65
HIGHLAND	1,679.00	0.00	39,827.90	3,680.76	6,827.00	3,469.99	0.00	0.00	0.00	55,484.65
HOCKING	1,350.00	0.00	40,883.10	4,043.00	5,411.33	1,670.00	0.00	0.00	0.00	53,357.43
HOLMES	5,649.00	0.00	0.00	19,054.29	2,951.00	742.76	0.00	0.00	0.00	28,397.05
HURON	2,077.00	0.00	143,260.78	0.00	8,327.72	1,470.00	0.00	0.00	0.00	155,135.50
JACKSON	5,535.00	0.00	65,682.00	0.00	2,213.00	513.00	0.00	0.00	0.00	73,943.00
JEFFERSON	28,350.00	0.00	17,853.00	48,630.80	5,353.00	2,529.00	0.00	0.00	0.00	102,715.80
KNOX	0.00	0.00	56,105.00	0.00	2,493.00	1,180.00	1,563.00	0.00	0.00	61,341.00
LAKE	33,616.00	0.00	303,443.02	0.00	18,726.52	8,894.85	0.00	0.00	0.00	364,680.39
LAWRENCE	38,885.00	0.00	74,149.65	0.00	0.00	990.00	0.00	0.00	0.00	114,024.65
LICKING	37,465.00	0.00	121,607.37	0.00	16,118.60	4,784.00	0.00	0.00	0.00	179,974.97
LOGAN	4,788.00	0.00	85,599.53	0.00	5,689.60	1,972.00	0.00	0.00	0.00	98,049.13
LORAIN	94,639.00	0.00	257,726.86	0.00	33,523.50	17,634.47	0.00	0.00	0.00	403,523.83
LUCAS	2,169.00	0.00	674,227.73	0.00	48,649.06	12,289.29	0.00	0.00	0.00	737,335.08
MADISON	13,037.00	0.00	69,851.25	0.00	3,440.50	1,267.00	0.00	0.00	0.00	87,595.75
MAHONING	20,680.00	0.00	111,246.01	223,263.26	12,640.85	1,800.00	0.00	519.00	0.00	370,149.12
MARION	0.00	0.00	114,968.80	0.00	14,437.00	5,821.71	0.00	0.00	0.00	135,227.51
MEDINA	41,435.00	0.00	167,975.37	0.00	21,389.94	1,619.00	0.00	0.00	0.00	232,419.31
MEIGS	15,079.00	0.00	0.00	15,677.81	1,044.00	910.00	0.00	0.00	0.00	32,710.81
MERCER	1,440.00	0.00	51,661.27	0.00	9,173.00	854.00	0.00	0.00	0.00	63,128.27
MIAMI	4,100.00	0.00	153,058.48	0.00	19,000.57	2,798.00	0.00	0.00	0.00	178,957.05
MONROE	1,446.00	0.00	0.00	12,702.00	1,174.00	899.10	0.00	0.00	0.00	16,221.10
MONTGOMERY	57,017.00	0.00	711,148.67	79,672.00	37,779.92	34,877.99	0.00	0.00	0.00	920,495.58
MORGAN	3,737.00	0.00	0.00	5,864.00	0.00	1,241.78	1,944.00	0.00	0.00	12,786.78
MORROW	7,093.00	0.00	0.00	87,143.35	3,234.00	1,673.00	0.00	0.00	0.00	99,143.35

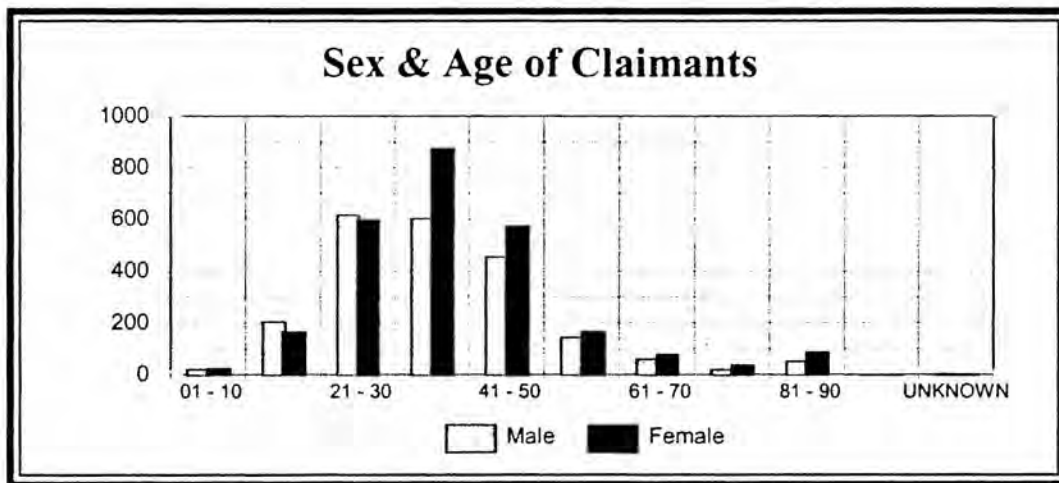
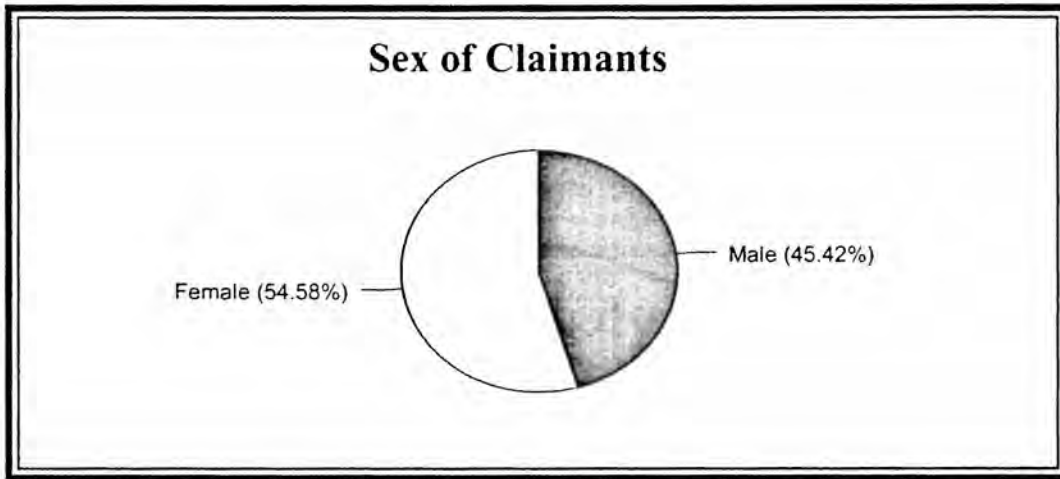
COUNTY NAME	MAYORS	APPEALS	MUNICIPAL	COUNTY	JUVENILE	COMMON	PROBATE	FAMILY	UNKNOWN	TOTAL
MUSKINGUM	9,229.33	0.00	29,623.00	82,344.00	8,485.00	3,959.11	0.00	0.00	0.00	133,640.44
NOBLE	0.00	0.00	0.00	9,869.65	1,065.00	450.00	0.00	0.00	0.00	11,384.65
OTTAWA	4,518.00	0.00	57,233.00	0.00	6,751.22	1,470.00	0.00	0.00	0.00	69,972.22
PAULDING	11,364.00	0.00	0.00	23,126.00	3,729.38	1,286.00	0.00	0.00	0.00	39,505.38
PERRY	13,958.00	0.00	0.00	30,276.00	6,549.35	1,255.00	0.00	0.00	0.00	52,038.35
PICKAWAY	13,317.75	0.00	99,875.50	0.00	7,716.20	3,145.00	0.00	0.00	0.00	124,054.45
PIKE	21,066.00	0.00	0.00	34,903.00	2,070.00	1,178.00	0.00	0.00	0.00	59,217.00
PORTAGE	0.00	0.00	283,247.35	0.00	20,006.24	5,063.12	0.00	0.00	0.00	308,316.71
PREBLE	486.00	0.00	87,039.17	0.00	7,619.45	3,370.00	0.00	0.00	0.00	98,514.62
PUTNAM	1,791.00	0.00	0.00	29,477.00	0.00	797.83	6,098.34	0.00	0.00	38,164.17
RICHLAND	30,647.00	0.00	191,441.95	0.00	13,212.65	12,985.00	0.00	0.00	0.00	248,286.60
ROSS	0.00	0.00	130,037.82	0.00	8,167.70	4,350.00	0.00	0.00	0.00	142,555.52
SANDUSKY	5,666.00	0.00	36,955.07	93,836.50	0.00	2,257.90	10,169.25	0.00	0.00	148,884.72
SCIOTO	2,961.00	823.14	87,328.00	0.00	10,707.36	1,342.88	0.00	0.00	0.00	103,162.38
SENECA	981.00	0.00	57,008.71	0.00	14,354.90	2,212.75	0.00	0.00	0.00	74,557.36
SHELBY	4,207.00	0.00	72,576.35	0.00	7,030.02	4,915.94	0.00	0.00	0.00	88,729.31
STARK	27,803.00	0.00	342,661.36	0.00	35,180.04	23,788.52	0.00	0.00	0.00	429,432.92
SUMMIT	153,349.00	0.00	500,474.28	0.00	34,427.35	66,718.58	0.00	0.00	0.00	754,969.21
TRUMBULL	8,483.00	0.00	203,548.95	31,275.70	15,103.98	7,335.00	0.00	0.00	0.00	265,746.63
TUSCARAWAS	1,142.00	0.00	82,441.34	28,648.91	10,678.00	3,941.68	0.00	0.00	0.00	126,851.93
UNION	0.00	0.00	100,987.00	0.00	0.00	2,380.32	6,322.16	0.00	0.00	109,689.48
VAN WERT	0.00	0.00	61,152.23	0.00	5,050.52	767.25	0.00	0.00	0.00	66,970.00
VINTON	5,481.00	0.00	0.00	14,811.00	0.00	390.00	843.00	0.00	0.00	21,525.00
WARREN	42,165.02	0.00	151,501.27	81,052.20	20,859.31	3,860.00	0.00	0.00	0.00	299,437.80
WASHINGTON	10,175.34	0.00	92,122.72	0.00	6,884.90	1,447.40	0.00	0.00	0.00	110,630.36
WAYNE	20,297.00	0.00	116,577.10	0.00	10,638.00	3,373.06	0.00	0.00	0.00	150,885.16
WILLIAMS	0.00	0.00	90,883.00	0.00	1,360.00	3,547.82	7,607.00	0.00	0.00	103,397.82
WOOD	32,108.00	0.00	163,995.10	0.00	11,487.00	3,552.72	0.00	0.00	0.00	211,142.82
WYANDOT	0.00	0.00	63,302.50	0.00	3,681.65	1,110.00	0.00	0.00	0.00	68,094.15
TOTAL	2,294,322.32	1,275.46	13,037,159.81	1,802,570.13	952,309.83	765,298.30	62,927.05	30,900.00	0.00	18,946,762.90

Number of Claimants Filing Claims by County of Residence Fiscal Year 1999

COUNTY	FILINGS	SUPPLE- MENTALS	TOTAL	COUNTY	FILINGS	SUPPLE- MENTALS	TOTAL
OUT OF STATE	167	24	191	LICKING	39	3	42
ADAMS	19	0	19	LOGAN	22	2	24
ALLEN	59	5	64	LORAIN	109	9	118
ASHLAND	16	0	16	LUCAS	231	20	251
ASHTABULA	36	8	44	MADISON	9	0	9
ATHENS	22	1	23	MAHONING	154	15	169
AUGLAIZE	8	0	8	MARION	19	3	22
BELMONT	16	0	16	MEDINA	43	7	50
BROWN	16	0	16	MEIGS	7	0	7
BUTLER	138	9	147	MERCER	15	4	19
CARROLL	15	1	16	MIAMI	12	1	13
CHAMPAIGN	4	1	5	MONROE	0	0	0
CLARK	38	5	43	MONTGOMERY	290	24	314
CLERMONT	26	3	29	MORGAN	4	0	4
CLINTON	7	2	9	MORROW	6	0	6
COLUMBIANA	42	2	44	MUSKINGUM	31	4	35
COSHOCTON	10	1	11	NOBLE	6	0	6
CRAWFORD	11	1	12	OTTAWA	9	4	13
CUYAHOGA	874	103	977	PAULDING	3	0	3
DARKE	7	2	9	PERRY	12	1	13
DEFLANCE	8	0	8	PICKAWAY	10	3	12
DELAWARE	18	2	20	PIKE	5	1	6
ERIE	26	4	30	PORTAGE	36	2	38
FAIRFIELD	44	8	52	PREBLE	3	0	3
FAYETTE	8	1	9	PUTNAM	2	0	2
FRANKLIN	589	67	656	RICHLAND	39	12	51
FULTON	7	2	9	ROSS	25	3	28
GALLIA	7	4	11	SANDUSKY	11	4	15
GEAUGA	12	2	14	SCIOTO	21	2	23
GREENE	17	3	20	SENECA	23	3	26
GUFERNSEY	13	3	16	SHELBY	7	1	8
HAMILTON	421	32	453	STARK	138	13	151
HANCOCK	14	1	15	SUMMIT	301	51	352
HARDIN	4	1	5	TRUMBULL	65	4	69
HARRISON	5	2	7	TUSCARAWAS	18	2	20
HENRY	2	0	2	UNION	8	0	8
HIGHLAND	12	0	12	VAN WERT	14	5	19
HOCKING	4	0	4	VINTON	4	1	5
HOLMES	5	0	5	WARREN	20	2	22
HURON	18	0	18	WASHINGTON	11	2	13
JACKSON	9	0	9	WAYNE	22	1	23
JEFFERSON	25	2	27	WILLIAMS	27	9	36
KNOX	14	0	14	WOOD	33	3	36
LAKE	59	13	72	WYANDOT	5	0	5
LAWRENCE	6	2	8	UNKNOWN	28	1	29

Total Claim Filings - All Counties	
Original Filings	4,775
Supplemental Filings	539
Total Filings	5,314

Filings by Sex and Age



**Chronological List
of Determination of Awards
July 1, 1998 to June 30, 1999**

A list of the awards made and the amount of each award is available
upon request from:

**The Court of Claims of Ohio
65 East State Street, Suite 1100
Columbus, Ohio 43215**

or by calling,

1-800-824-8263