

Court of Claims of Ohio

Ohio Victims of Crime Annual Report

Reparations Awards to Victims of Crime



**Fiscal Year 2000
July 1, 1999 - June 30, 2000**

Court of Claims of Ohio

CAPITOL SQUARE OFFICE BUILDING
65 EAST STATE STREET, SUITE 1100
COLUMBUS, OHIO 43215

CIVIL DIVISION
(614) 466-7190

VICTIMS DIVISION
(614) 466-6480

Honorable Robert A. Taft II
Governor of Ohio

Honorable Richard H. Finan
President of the Ohio Senate


Honorable Jo Ann Davidson
Speaker of the Ohio House of Representatives

We are pleased to submit to you the Ohio Victims of Crime Annual Report for Fiscal Year 2000.

We have included in this report the list of activities of the Court of Claims Commissioners as required by Ohio law. During the reporting period, the Court made a determination in 3,940 claims.

The Court of Claims has thus far awarded in excess of \$187 million to more than 62,000 innocent victims of violent crime since the administration of the Victims of Crime Program was delegated to the Court by the General Assembly in 1976. The Court is very proud of its outstanding national and statewide reputation, and we will continue to diligently serve all victims who apply to our Court for relief.

Respectfully submitted,



Miles C. Durfey, Clerk
Court of Claims of Ohio

Table of Contents

JUDGES	1
COMMISSIONERS AND ADMINISTRATORS	2
REPARATIONS FUND DATA	
Expenditures	3
Claims and Awards	4
Sources of Funds	5
Court Cost Deposits by Court Type and County	6-8
FILING STATISTICS	
Number of Claimants Filing Claims by County of Residence	9
Filings by Sex and Age	10
CHRONOLOGICAL LIST OF DETERMINATIONS OF AWARDS	11

Judges

Judge J. Warren Bettis

Columbiana County Court of Common Pleas (retired)

Judge Everett Burton

Scioto County Court of Common Pleas (retired)

Judge Russell Leach

Franklin County Municipal Court (retired)

Judge Fred J. Shoemaker

Franklin County Court of Common Pleas (retired)

Commissioners and Administrators

Commissioners

Commissioner Robert B. Belz
Franklin County

Commissioner James H. Hewitt III
Cuyahoga County

Commissioner Steven A. Larson
Franklin County

Commissioner Leo P. Morley
Mahoning County

Commissioner Phillip E. Parisi
Cuyahoga County

Commissioner Karl H. Schneider
Franklin County

Commissioner Asher W. Sweeney
Hamilton County

Commissioner Dale A. Thompson
Richland County

Commissioner Clark B. Weaver, Sr.
Cuyahoga County

Administrators

Miles C. Durfey
Clerk

Robert B. Belz
Deputy Clerk

Daniel R. Borchert
Deputy Clerk

Expenditures and Ending Balances

REPARATIONS FUND					
	FY 1996	FY 1997	FY 1998	FY 1999	FY 2000
I. BALANCE OF REPARATIONS FUND					
A. beginning balance	8,619,274.00	14,812,286.42	22,793,727.70	28,115,372.94	31,892,949.37
B. deposits	25,367,263.93	26,189,554.97	26,058,160.08	25,276,207.35	25,926,195.63
TOTAL AVAILABLE	33,986,537.93	41,001,841.39	48,851,887.78	53,391,580.29	57,819,145.00
II. BREAKDOWN OF EXPENDITURES					
A. Court of Claims					
1. administrative costs	736,372.49	740,460.42	837,399.94	872,566.07	987,587.96
2. compensation of judges	15,010.97	23,772.97	13,594.62	12,769.91	6,493.34
3. salaries of commissioners	261,689.01	264,290.16	277,540.53	318,332.89	337,081.65
4. compensation of court personnel	1,807,976.80	1,845,898.25	2,175,274.57	2,291,869.65	1,962,650.36
B. Attorney General					
1. administrative costs	3,455,834.11	3,172,758.58	3,609,455.01	3,692,821.01	4,566,374.96
2. cash transfers (R.C. 109.92)	1,865,734.00	1,934,599.00	1,987,983.00	2,042,842.00	2,120,380.00
C. Cash Transfer to Dept. of Health *	0.00	0.00	0.00	0.00	1,000,000.00
D. Awards					
1. reparations to claimants	10,018,220.16	8,780,571.86	10,776,498.24	11,306,305.01	7,465,462.42
2. reimbursements for attorney fees	1,013,413.97	1,445,762.45	1,058,768.93	961,124.38	806,950.24
TOTAL EXPENDED	19,174,251.51	18,208,113.69	20,736,514.84	21,498,630.92	19,252,980.93
III. ENDING BALANCE	14,812,286.42	22,793,727.70	28,115,372.94	31,892,949.37	38,566,164.07

* Substitute Senate Bill 153, Section 5

Claims and Awards

FISCAL YEAR				
	1997	1998	1999	2000
I. Number of Claims Filed				
A. original	4,934	4,248	4,775	5,240
B. supplemental	492	521	539	606
Total	5,426	4,769	5,314	5,846
II. Statistical summary				
of awards				
A. number of claims				
determined	5,512	7,405	5,982	3,939
1. awards	3,090	4,740	3,985	2,403
2. denials	2,422	2,665	1,997	1,536
B. average award	\$2,841.61	\$2,273.52	\$2,837.22	\$3,106.72
C. Total awards	\$8,780,571.86	\$10,776,498.24	\$11,306,305.01	*\$7,465,462.42

* The decrease in total awards is due to staff reductions as a result of the enactment of Substitute Senate Bill 153.

Sources of Funds

Revenue Category	FY 2000
Court Costs (see next page)	19,545,549.39
Reinstatement of driver's licenses	3,476,749.98
Federal grant	2,638,499.99
Collections from the Dept. of Rehabilitation and Corrections	3,658.59
Collections through subrogation	166,993.62
Refunds	74,809.31
Filing fees	18,683.52
Gifts	0.00
Photocopying fees	723.15
Miscellaneous revenue	528.08
TOTAL	25,926,195.63

Court Cost Deposits by Court Type and County

COUNTY	APPEALS	COMMON PLEAS				COUNTY	MUNICIPAL	MAYORS	TOTAL
		GENERAL DIVISION	DOMESTIC DIVISION	PROBATE DIVISION	JUVENILE DIVISION				
ADAMS	0.00	2,200.00	0.00	282.92	1,343.00	35,708.00	0.00	8,420.00	47,953.92
ALLEN	0.00	6,642.00	0.00	0.00	9,376.00	0.00	135,412.53	13,718.00	165,148.53
ASHLAND	0.00	2,790.00	0.00	0.00	6,648.50	0.00	107,393.32	2,961.00	119,792.82
ASHTABULA	0.00	1,820.50	0.00	0.00	10,991.00	100,978.18	91,045.95	10,565.90	215,401.53
ATHENS	0.00	4,782.85	0.00	0.00	5,397.00	0.00	105,974.00	15,647.30	131,801.15
AUGLAIZE	0.00	270.00	0.00	0.00	9,392.57	0.00	80,986.45	4,925.00	95,574.02
BELMONT	0.00	1,278.00	0.00	0.00	5,289.00	119,639.35	0.00	20,402.00	146,608.35
BROWN	0.00	2,940.00	0.00	0.00	4,801.20	70,878.00	0.00	19,571.50	98,190.70
BUTLER	0.00	7,062.18	0.00	0.00	26,814.00	168,653.00	214,367.67	16,009.00	432,905.85
CARROLL	0.00	1,940.00	0.00	0.00	3,711.00	26,483.90	0.00	1,710.00	33,844.90
CHAMPAIGN	0.00	1,864.29	0.00	10.00	4,252.00	0.00	31,948.02	3,029.00	41,103.31
CLARK	0.00	10,506.06	0.00	0.00	19,488.29	0.00	127,106.08	18,054.00	175,154.43
CLERMONT	0.00	15,606.25	0.00	0.00	22,352.00	0.00	241,415.40	58,409.00	337,782.65
CLINTON	0.00	2,451.00	0.00	0.00	5,958.00	0.00	125,522.27	12,976.00	146,907.27
COLUMBIANA	0.00	6,966.50	0.00	0.00	13,465.15	91,591.10	25,075.00	32,731.00	169,828.75
COSHOCTON	0.00	1,115.90	0.00	1,497.00	893.00	0.00	36,976.00	0.00	40,481.90
CRAWFORD	0.00	2,130.00	0.00	0.00	5,610.75	0.00	104,162.85	724.00	112,627.60
CUYAHOGA	0.00	306,191.13	0.00	0.00	66,687.00	0.00	2,046,234.55	475,370.50	2,894,483.18
DARKE	0.00	2,409.42	0.00	0.00	7,203.50	48,099.61	0.00	7,170.50	64,883.03
DEFIANCE	0.00	4,033.30	0.00	6,091.61	558.00	0.00	74,617.29	4,554.00	89,854.20
DELAWARE	0.00	6,030.00	0.00	15,041.35	0.00	0.00	151,850.00	6,651.00	179,572.35
ERIE	0.00	2,140.00	919.00	0.00	6,706.89	76,022.00	133,484.55	7,704.00	226,976.44
FAIRFIELD	0.00	2,710.50	0.00	0.00	15,632.16	0.00	113,887.70	15,824.00	148,054.36
FAYETTE	0.00	2,670.00	0.00	5,977.65	0.00	0.00	56,121.10	0.00	64,768.75
FRANKLIN	0.00	64,268.00	20,385.00	0.00	0.00	0.00	977,114.10	283,996.50	1,345,763.60
FULTON	0.00	1,984.00	0.00	3,276.00	0.00	110,143.11	0.00	0.00	115,403.11
GALLIA	0.00	2,599.83	0.00	0.00	3,654.00	0.00	51,256.00	1,521.00	59,030.83
GEAUGA	1,799.21	618.05	0.00	0.00	10,532.91	0.00	116,945.12	0.00	129,895.29
GREENE	0.00	15,797.11	0.00	0.00	14,721.00	3,447.62	288,701.88	6,447.00	329,114.61
GUERNSEY	0.00	2,249.00	0.00	0.00	3,977.51	0.00	117,367.20	1,350.00	124,943.71
HAMILTON	0.00	23,864.50	0.00	0.00	64,361.40	0.00	1,107,900.00	378,747.55	1,574,873.45
HANCOCK	0.00	2,070.00	0.00	995.00	10,303.50	0.00	128,866.09	0.00	142,234.59
HARDIN	0.00	1,721.00	0.00	0.00	3,378.38	9,233.36	25,383.33	1,764.00	41,480.07

COUNTY	APPEALS	COMMON PLEAS				COUNTY	MUNICIPAL	MAYORS	TOTAL
		GENERAL DIVISION	DOMESTIC DIVISION	PROBATE DIVISION	JUVENILE DIVISION				
HARRISON	0.00	696.00	0.00	0.00	1,710.00	29,049.00	0.00	1,277.00	32,732.00
HENRY	0.00	1,026.70	0.00	0.00	3,266.16	0.00	42,548.10	0.00	46,840.96
HIGHLAND	0.00	2,910.94	0.00	0.00	6,422.00	3,391.89	43,143.47	797.00	56,665.30
HOCKING	0.00	840.00	0.00	0.00	5,687.22	6,418.00	42,346.90	1,818.00	57,110.12
HOLMES	0.00	412.00	0.00	0.00	3,023.00	25,646.74	0.00	4,495.00	33,576.74
HURON	0.00	1,930.00	0.00	0.00	6,445.18	0.00	157,070.49	1,709.00	167,154.67
JACKSON	0.00	750.00	0.00	0.00	2,369.00	0.00	70,604.00	3,399.00	77,122.00
JEFFERSON	0.00	1,440.00	0.00	0.00	5,494.00	64,860.00	14,135.00	21,724.00	107,653.00
KNOX	0.00	1,324.70	0.00	121.00	3,017.00	0.00	63,111.50	0.00	67,574.20
LAKE	0.00	8,945.53	0.00	0.00	16,851.00	0.00	295,360.55	31,790.00	352,947.08
LAWRENCE	0.00	1,113.00	0.00	0.00	0.00	0.00	84,747.00	35,852.35	121,712.35
LICKING	0.00	4,010.00	0.00	0.00	16,149.05	0.00	149,758.93	31,963.00	201,880.98
LOGAN	0.00	1,380.00	0.00	0.00	5,655.76	0.00	98,236.47	2,997.00	108,269.23
LORAIN	0.00	15,807.93	0.00	0.00	33,924.50	0.00	291,646.34	84,126.07	425,504.84
LUCAS	0.00	13,381.28	0.00	0.00	41,980.51	0.00	640,773.48	1,656.00	697,791.27
MADISON	0.00	1,680.00	0.00	0.00	2,845.00	0.00	97,460.50	3,362.00	105,347.50
MAHONING	0.00	779.00	2,375.00	0.00	15,438.00	255,015.31	103,360.50	25,643.00	402,610.81
MARION	0.00	6,303.88	0.00	0.00	14,382.00	0.00	115,640.90	0.00	136,326.78
MEDINA	0.00	2,627.00	0.00	0.00	21,908.50	0.00	208,059.32	43,295.00	275,889.82
MEIGS	0.00	420.00	0.00	0.00	1,215.00	17,078.50	0.00	11,269.00	29,982.50
MERCER	0.00	1,172.00	0.00	0.00	8,088.53	0.00	56,157.56	791.00	66,209.09
MIAMI	0.00	2,576.00	0.00	0.00	18,268.78	0.00	174,698.03	2,961.00	198,503.81
MONROE	0.00	1,146.00	0.00	0.00	1,194.00	14,013.00	0.00	1,206.00	17,559.00
MONTGOMERY	0.00	26,758.57	12,361.59	0.00	28,873.50	223,363.98	672,217.59	43,562.10	1,007,137.33
MORGAN	0.00	759.80	0.00	1,359.00	0.00	9,918.00	0.00	3,381.00	15,417.80
MORROW	0.00	1,699.00	0.00	0.00	2,770.00	73,209.07	0.00	7,533.00	85,211.07
MUSKINGUM	0.00	3,922.07	0.00	0.00	10,467.00	86,920.68	28,587.00	9,602.33	139,499.08
NOBLE	0.00	420.00	0.00	0.00	1,032.00	12,883.35	0.00	0.00	14,335.35
OTTAWA	0.00	1,189.00	0.00	0.00	7,909.40	0.00	62,887.00	6,282.00	78,267.40
PAULDING	0.00	975.00	0.00	0.00	3,333.96	25,773.10	0.00	11,262.00	41,344.06
PERRY	0.00	900.00	0.00	0.00	6,411.50	30,578.00	0.00	9,773.00	47,662.50
PICKAWAY	0.00	2,195.00	0.00	0.00	6,113.30	0.00	101,735.75	8,775.00	118,819.05
PIKE	0.00	1,319.00	0.00	0.00	1,746.00	31,031.90	0.00	22,951.00	57,047.90
PORTAGE	0.00	5,075.10	0.00	0.00	18,214.61	0.00	316,750.32	0.00	340,040.03
PREBLE	0.00	3,100.00	0.00	0.00	6,151.86	0.00	95,604.53	387.00	105,243.39
PUTNAM	0.00	861.87	0.00	5,607.16	0.00	28,350.60	0.00	657.00	35,476.63
RICHLAND	0.00	17,426.50	0.00	0.00	15,404.00	0.00	197,634.00	31,020.00	261,484.50
ROSS	0.00	4,620.00	0.00	0.00	7,394.90	0.00	123,056.00	0.00	135,070.90
SANDUSKY	0.00	2,530.38	0.00	8,747.24	0.00	100,737.37	39,052.98	5,400.00	156,467.97

COUNTY	APPEALS	COMMON PLEAS				COUNTY	MUNICIPAL	MAYORS	TOTAL
		GENERAL DIVISION	DOMESTIC DIVISION	PROBATE DIVISION	JUVENILE DIVISION				
SCIOTO	198.00	1,312.56	0.00	0.00	8,923.36	0.00	84,303.69	1,476.00	96,213.61
SENECA	0.00	3,995.18	0.00	0.00	14,778.80	0.00	54,567.66	935.00	74,276.64
SHELBY	0.00	5,540.73	0.00	0.00	7,338.65	0.00	84,035.65	3,504.00	100,419.03
STARK	0.00	18,512.95	0.00	0.00	30,483.00	0.00	344,183.85	32,418.00	425,597.80
SUMMIT	0.00	59,364.39	0.00	0.00	33,634.85	0.00	516,035.21	154,295.00	763,329.45
TRUMBULL	0.00	6,705.80	0.00	0.00	18,172.43	31,555.30	224,648.66	7,642.00	288,724.19
TUSCARAWAS	0.00	8,649.00	0.00	0.00	10,570.34	29,271.56	91,110.23	645.00	140,246.13
UNION	0.00	2,277.00	0.00	6,424.36	0.00	0.00	98,131.00	0.00	106,832.36
VAN WERT	0.00	1,087.75	0.00	0.00	5,504.85	0.00	67,269.39	0.00	73,861.99
VINTON	0.00	792.18	0.00	868.00	0.00	17,435.00	0.00	2,907.00	22,002.18
WARREN	0.00	4,134.00	0.00	0.00	20,294.97	60,685.20	158,707.29	40,630.00	284,451.46
WASHINGTON	0.00	1,877.64	0.00	332.50	4,258.25	0.00	100,807.90	14,473.66	121,749.95
WAYNE	0.00	4,609.68	0.00	0.00	11,132.00	0.00	133,589.48	16,045.00	165,376.16
WILLIAMS	0.00	3,568.24	0.00	2,457.68	5,517.60	0.00	83,636.00	0.00	95,179.52
WOOD	0.00	4,643.85	0.00	120.00	10,669.00	0.00	187,328.20	35,081.00	237,842.05
WYANDOT	0.00	1,460.00	0.00	0.00	3,534.28	0.00	76,921.33	0.00	81,915.61
TOTAL	1,997.21	788,675.57	36,040.59	59,208.47	899,467.31	2,038,062.78	13,508,774.20	2,213,720.26	19,545,946.39

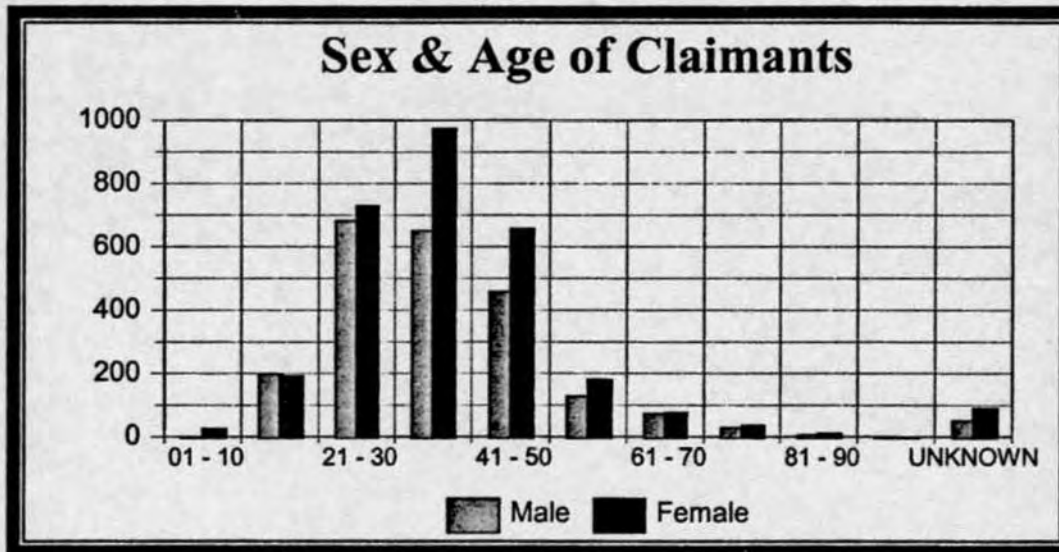
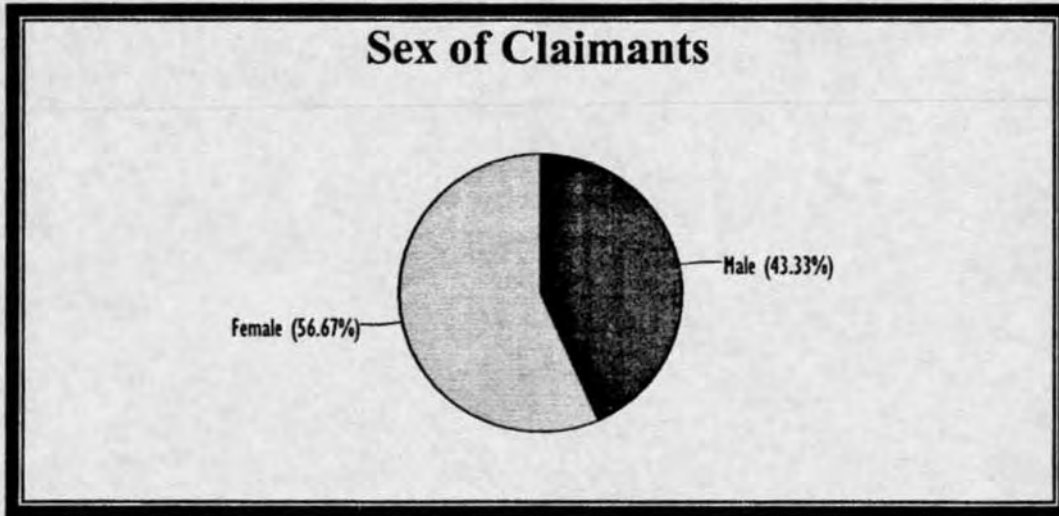
Number of Claimants Filing Claims by County of Residence Fiscal Year 2000

COUNTY	FILINGS	SUPPLE- MENTALS	TOTAL	COUNTY	FILINGS	SUPPLE- MENTALS	TOTAL
OUT OF STATE	73	6	79	LICKING	35	4	39
ADAMS	11	0	11	LOGAN	22	4	26
ALLEN	57	2	59	LORAIN	108	14	122
ASHLAND	17	0	17	LUCAS	276	24	300
ASHTABULA	56	8	63	MADISON	11	1	12
ATHENS	34	4	38	MAHONING	182	18	200
AUGLAIZE	9	0	9	MARION	22	0	22
BELMONT	19	3	22	MEDINA	59	7	66
BROWN	9	0	9	MEIGS	9	0	9
BUTLER	148	15	163	MERCER	25	3	28
CARROLL	17	3	20	MIAMI	21	3	24
CHAMPAIGN	8	1	9	MONROE	8	1	9
CLARK	42	6	48	MONTGOMERY	316	24	340
CLERMONT	28	3	31	MORGAN	3	0	3
CLINTON	8	1	9	MORROW	8	0	8
COLUMBIANA	24	4	28	MUSKINGUM	21	3	24
COSHOCTON	20	1	21	NOBLE	8	0	8
CRAWFORD	8	0	8	OTTAWA	12	9	21
CUYAHOGA	960	105	1,065	PAULDING	7	2	9
DARKE	7	1	8	PERRY	4	0	4
DEFIANCE	9	2	11	PICKAWAY	7	1	8
DELAWARE	15	4	19	PIKE	4	0	4
ERIE	22	3	25	PORTAGE	48	3	51
FAIRFIELD	33	6	39	PREBLE	9	0	9
FAYETTE	19	1	20	PUTNAM	10	0	10
FRANKLIN	692	77	769	RICHLAND	52	6	58
FULTON	9	2	11	ROSS	24	3	27
GALLIA	9	3	12	SANDUSKY	20	5	25
GEAUGA	20	0	20	SCIOTO	30	4	34
GREENE	34	3	37	SENECA	14	5	19
GUERNSEY	11	5	16	SHELBY	19	1	20
HAMILTON	450	39	489	STARK	149	21	170
HANCOCK	12	1	13	SUMMIT	308	65	373
HARDIN	5	1	6	TRUMBULL	104	15	119
HARRISON	3	0	3	TUSCARAWAS	22	0	22
HENRY	9	0	9	UNION	14	0	14
HIGHLAND	10	0	10	VAN WERT	16	1	17
HOCKING	17	3	20	VINTON	3	1	4
HOLMES	11	1	12	WARREN	36	2	38
HURON	15	3	18	WASHINGTON	11	3	14
JACKSON	11	3	14	WAYNE	35	4	39
JEFFERSON	36	1	37	WILLIAMS	31	4	35
KNOX	7	0	7	WOOD	32	6	38
LAKE	54	14	68	WYANDOT	2	0	2
LAWRENCE	10	1	11	UNKNOWN	5	4	9

Total Claim Filings - All Counties

Original Filings	5,240
Supplemental Filings	606
Total Filings	5,846

Filings by Sex and Age



**Chronological List
of Determinations of Awards
July 1, 1999 to June 30, 2000**

The claim number and the amount of the respective award is available
upon request from:

**The Court of Claims of Ohio
65 East State Street, Suite 1100
Columbus, Ohio 43215**

or by calling,

1-800-824-8263